



NRP Teamwork & Communication Module



Dear RQI for NRP Administrators,

We are excited to announce the Teamwork Module will be available on **April 3, 2023**. The session completes the RQI[®] for NRP[®] learning experience for learners by introducing, reinforcing, and allowing practice of key behaviors skills for newborn resuscitation.

To begin:

- There are two components included in the Teamwork Module for each learner.
 - An **online cognitive course** presents the key behaviors skills through an online adaptive format for each learner.
 - The **peer-to-peer activity** requires two learners to practice the key behavioral skills in a small team resuscitation setting with the manikin.
- The Teamwork Module is assigned with the RQI for NRP perpetual course. Nothing additional is required for administrators to complete for assignments to populate for learners.
- Entry (or Prep) assignments must be completed by all learners prior to starting the Teamwork Module.
- For the peer-to-peer Manikin Activity:
 - Learner 1 should log into their course and add Learner 2 as the partner for the module. See the video link below for details of this process.
 - Learners will be given successful or unsuccessful completion feedback based on adherence to the NRP algorithm & behaviors. Unsuccessful completions will require learners to complete the activity again to success.
 - Learners can be teammates (Learner 2) multiple times to ensure all learners have a partner to complete the activity.
 - Both learners receive completion credit for the activity once successfully completed.

Completion:

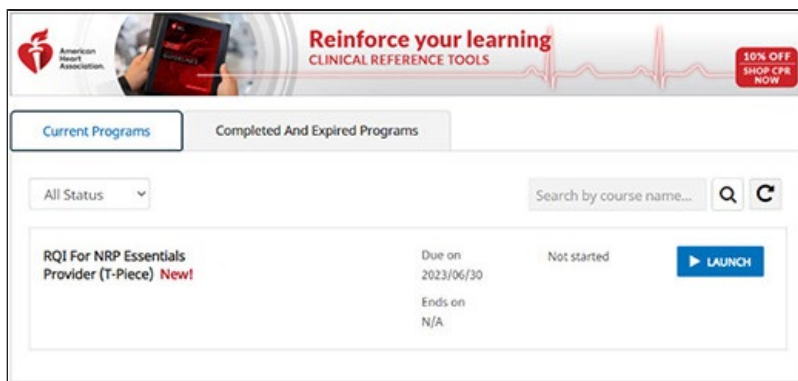
- Each learner must complete both components of the Teamwork Module prior to session 9.
- The Teamwork Module can be completed at any point within the 2 years, session 1 - 8.
- To ensure credit is given in 3rd party LMS systems, learners will need to relaunch the program to ensure completion in the LMS (same principal as an eCard).

NRP Teamwork Module step by step:

On the login page, launch the RQI for NRP Provider Program.

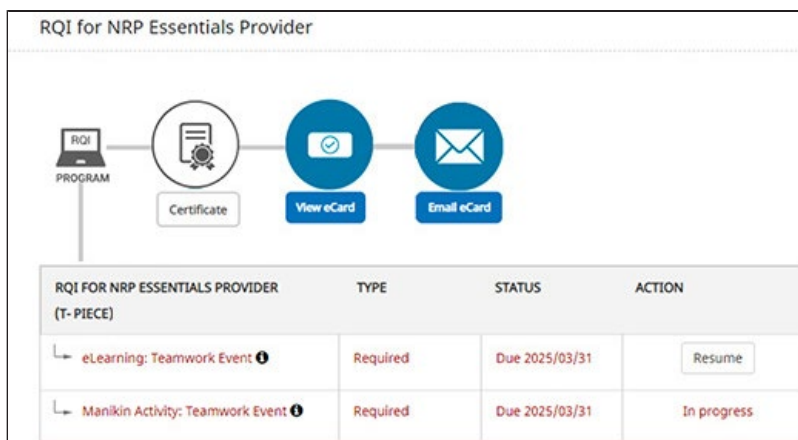
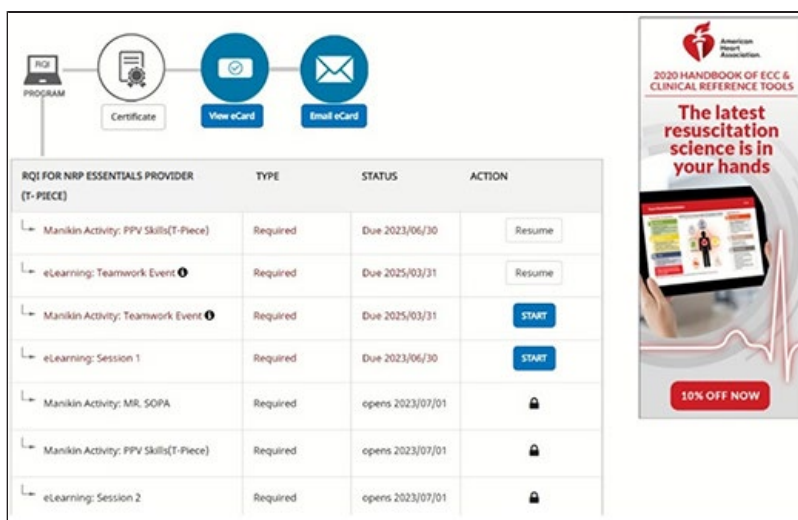
Each component of the module requires the learner to select launch to start the program.

Note: eLearning is the cognitive course, which is done independently. The Manikin Activity requires two learners to complete.



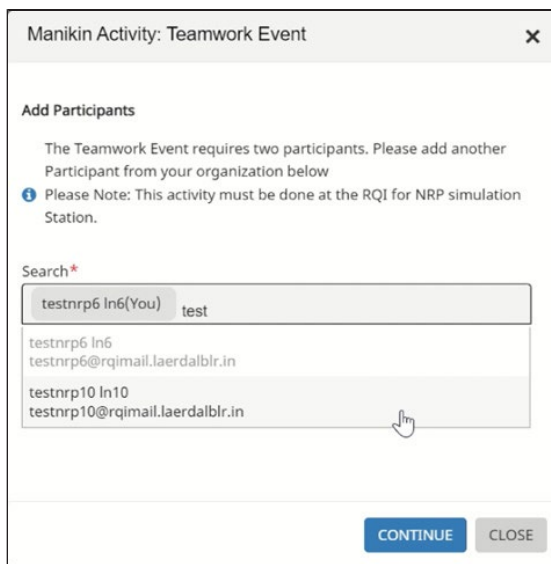
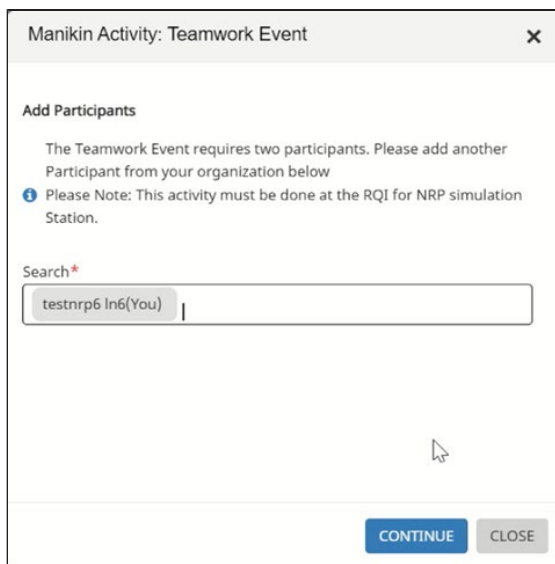
Once launch is selected, the RQI for NRP Essentials Provider programs will populate within the dashboard – as shown below.

Note: These programs may be found among one of the other tabs: “not started” programs, the “started, but not completed” programs or the “completed programs” depending on if the course has been started before.

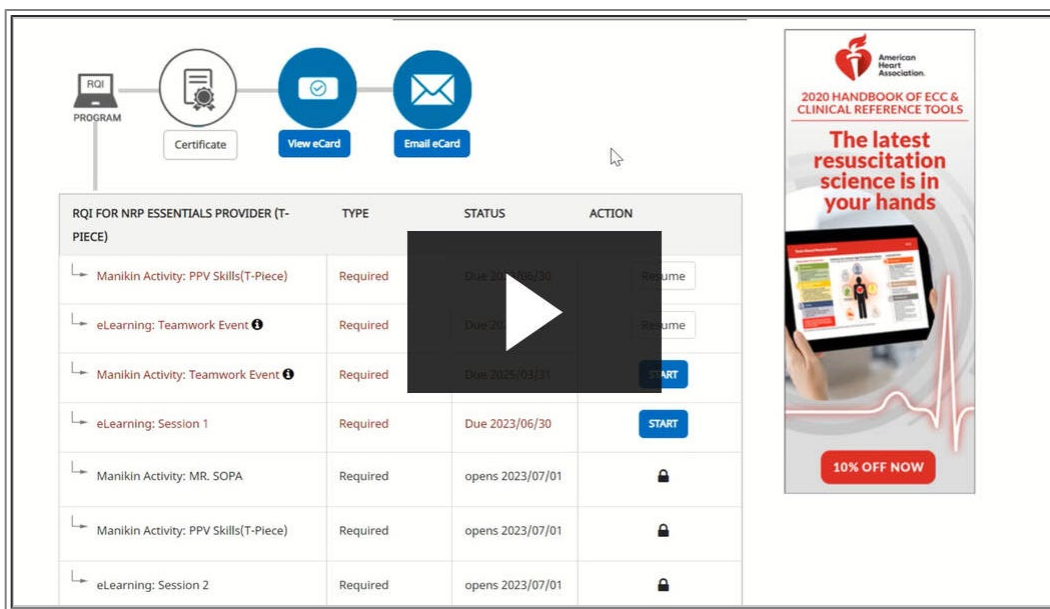


For dual login, click the Start button on the Manikin Activity: Teamwork Event.

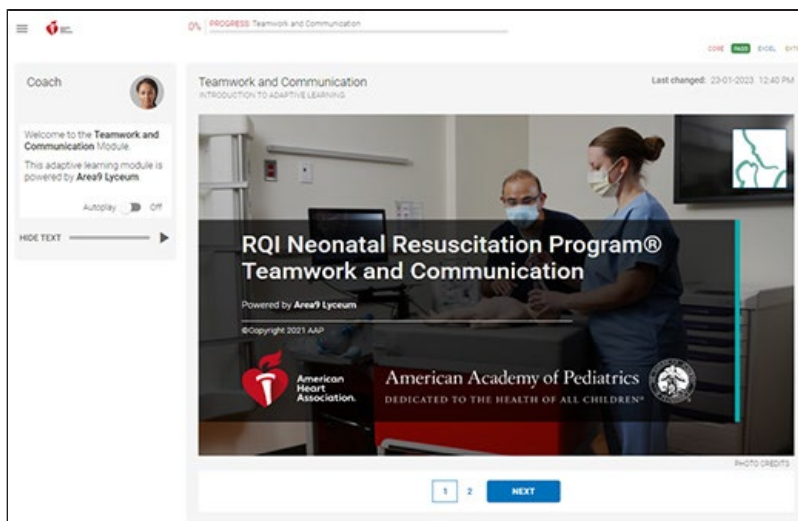
The Manikin Activity: Teamwork Event screen allows for dual login. Choose the name of Learner 1 and start typing in the name of Learner 2, and choose from the list of names in your hospital system.



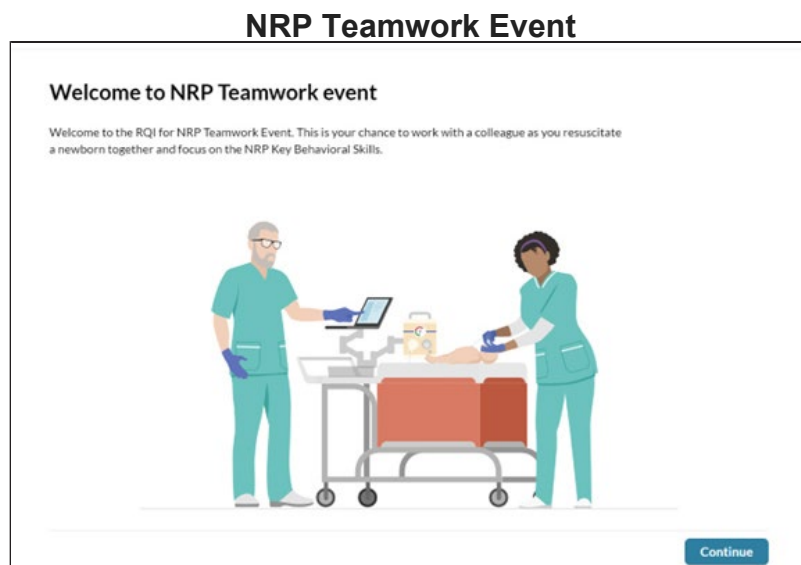
Then press continue. Watch the dual login process by clicking the video below.



When you click on eLearning: Teamwork Event, you will be taken to this screen:



When you click on Manikin Activity: Teamwork Event you will be taken to this screen:



The course will take you through the steps to complete the module. PPV should be provided to the manikin at the station with attached ventilation device and sensor.

Please contact [NRP Support](#) with any questions. We hope you enjoy the new Teamwork Module.

Thank you,

RQI for NRP Team



Follow us on [LinkedIn](#) and [Twitter](#) | [RQIPartners.com](#)

The American Heart Association and Laerdal Medical formed RQI Partners as their service provider for RQI, HeartCode, and other quality improvement solutions.

Copyright © 2023

All content is intended for recipient only. If you have received this message in error, please disregard and delete.

Our mailing address is:

7272 Greenville Avenue, Suite P2020, Dallas, TX 75231

[unsubscribe from all emails](#) [update subscription preferences](#)